

OMS
2015-16
School Improvement
Plan

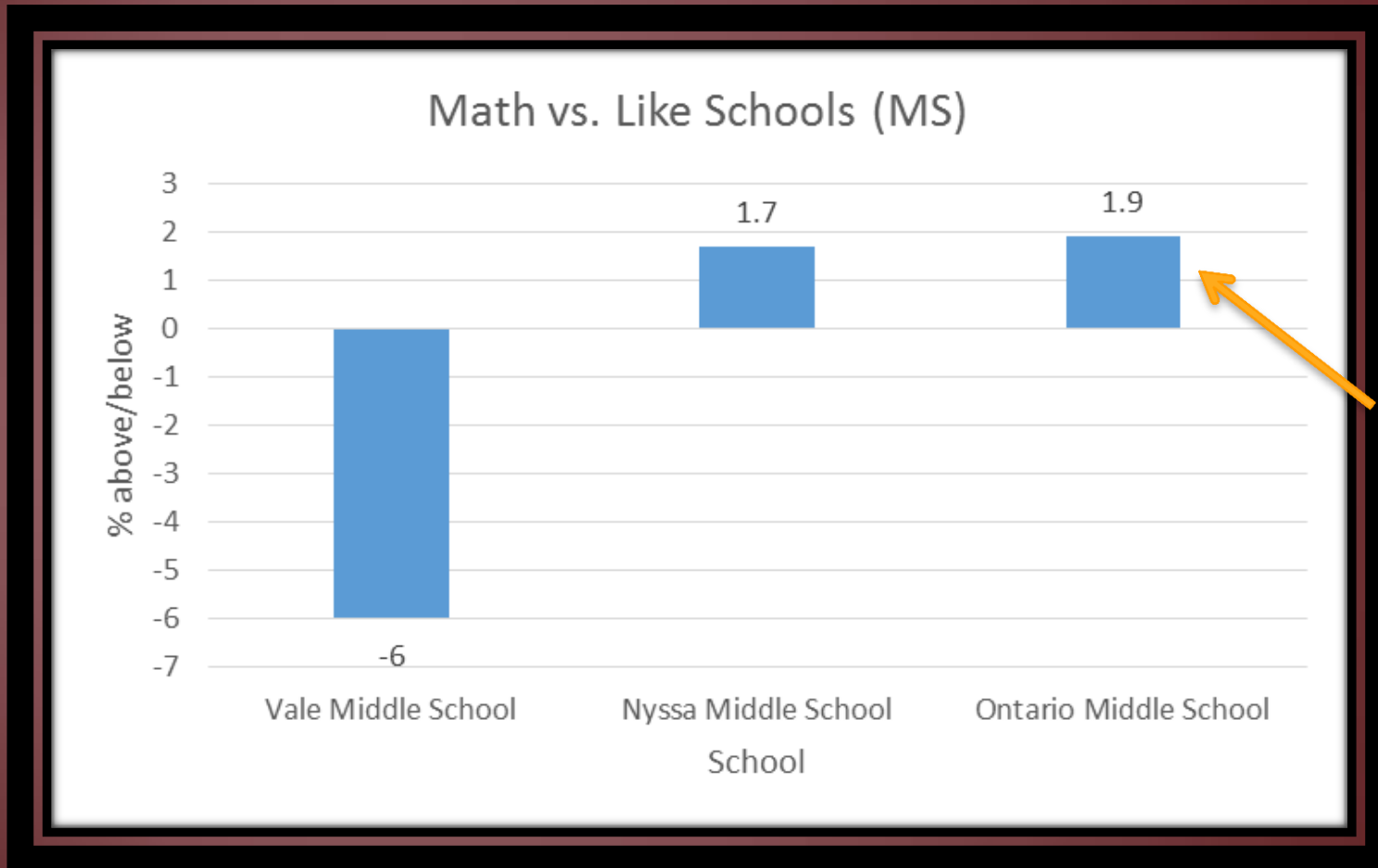
2014-15 Goals & Results

Math

100% of Pre-Algebra students who are in attendance 92% of the time will demonstrate growth in the area of functions (F) by April 2015, measured by a comprehensive pre- and post-test.

12 question Pre Test performance (cohorts)	Number of students	Target	% met or exceed	% not met
Low (0-2)	60	6	84%	16%
Medium (3-4)	43	7-9	80%	20%
High (5-6)	13	10-12	60%	40%
Combined Cohorts			80% total	20% total

SBAC – How do we compare?



Like Schools = schools with the same demographics ie; ELL, SPED, ethnic minority, mobility type population, student population, and grade span.

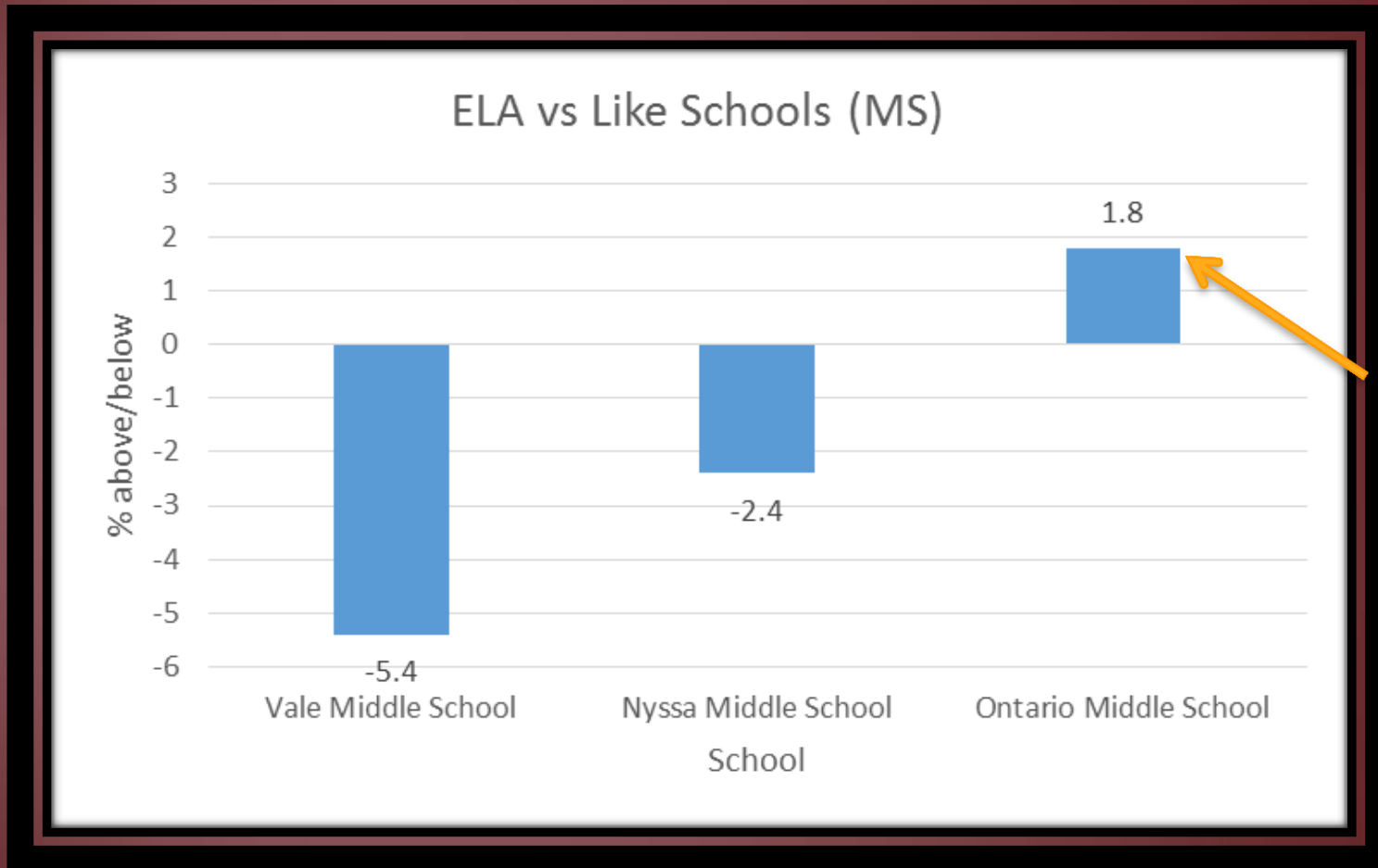
2014-15 Goals & Results cont.

LANGUAGE ARTS

100% of the 8TH grade CORE students who are in attendance 92% of the time will demonstrate growth in the strand of conventions for writing by April 2015 as measured by a writing work sample used to inform student growth.

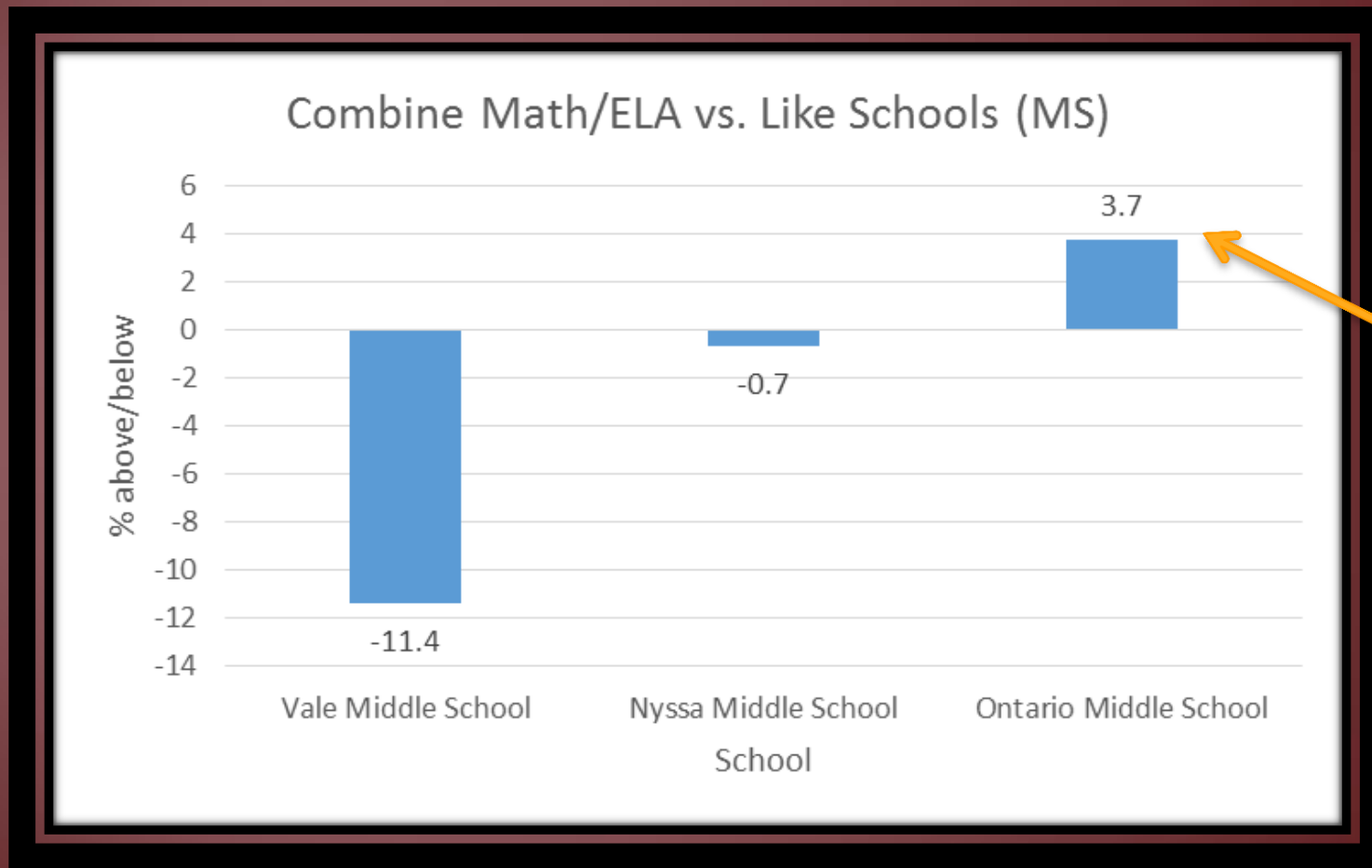
Q1 Writing Work Sample (cohorts)	Number of students	Target	%met or exceed	% not met
1 out of 6	0	NA	NA	NA
2 out of 6	1	3	100%	0%
3 out of 6	49	4	94%	6%
4 out of 6	14	5	78%	21%
5 out of 6	0	6	NA	NA
6 out of 6	0	NA	NA	NA

SBAC – How do we compare?



Like Schools = schools with the same demographics ie; ELL, SPED, ethnic minority, mobility type population, student population, and grade span.

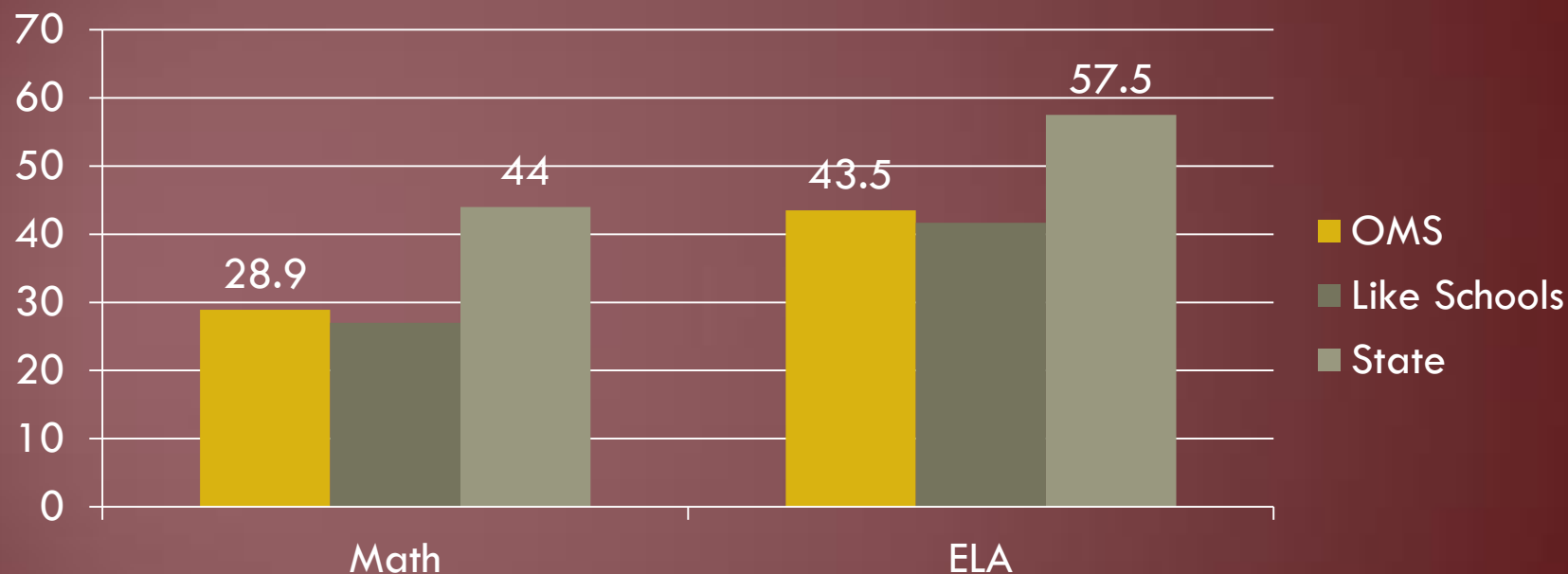
Overall Comparison



**3.7%
above
average
of like
schools**

Like Schools = schools with the same demographics ie; ELL, SPED, ethnic minority, mobility type population, student population, and grade span.

Although our scores are above like schools, we want to be higher than the state. Therefore our Math and Language Arts goal will be to decrease the gap between our scores and the state's scores by $\frac{1}{2}$.



2015-16 Goal

The percentage of 7th & 8th grade students meeting or exceeding SBAC will increase from 28.9% to 36% by May 2016 as measured by the SBAC. This increase in scores will decrease the gap between the State average and OMS by 50%. This continued trend will place OMS above the State average by 2016-17

2015-16 Goal

The percentage of 7th & 8th grade students meeting or exceeding SBAC will increase from 43.5% to 51% by May 2016 as measured by the SBAC. This increase in scores will decrease the gap between the State average and OMS by 50%. This continued trend will place OMS above the State average by 2016-17

Indistar Priority 1

- EE2.2 – All teachers will use instructional strategies and initiatives that are grounded in evidence-based practices, strengthen the core academic program, increase the quality and quantity of learning time, and address the learning needs of all students.
- **Tasks – Calendared:**
 - Embedding SBAC Prep into the Curriculum PD: Increasing Rigor (DOK), Building Writing Stamina for Constructed Responses, and Test Administration
 - Lesson Segments Addressing Content (Marzano) PD: Identifying Critical Information, Chunking, Organizing Students to Interact with New Knowledge, Processing New Information, and Reflecting on Learning
 - Spiral Review of DQ: E1 (Marzano) PD: Providing Clear Learning Goals, Scales for Driving Instruction, and Rubrics for Assessment of Student Work

Indistar Priority 2

- EE2.3 - Professional development activities for all staff (principals, teachers, and paraprofessionals) will be aligned to ensure continued growth in content knowledge as well as in effective instructional delivery.
- **Tasks – Calendared:**
 - Targeted Literacy Instruction PD: Motivation & Engagement, Explicit Vocabulary Instruction, Comprehension Strategies, and Extended Discussion & Interpretation of a text across the curriculum
 - Spiral Review of DQ5 (Engaging Students) PD: Using Academic games, Using Physical Movement, Maintaining a Lively Pace, Using Friendly Controversy, and Demonstrating Enthusiasm
 - Learning Walks: Peer Observations, Peer Feedback, and Increased Classroom Transparency for all Teachers

Indistar Priority 3

- LDR5.5 - School leaders will actively promote a shared vision for equity, cultural competence, and high expectations.
- **Tasks Calendared:**
 - Engaging Students with Poverty in Mind Book Study: Focusing on Engagement, Positive Climate, Building Cognitive Capacity, Motivation, and Effort
 - Cultural Competence Work Shop: Understanding Refugee and Somali Culture
 - Leadership Surveys for Staff: Giving all staff an opportunity to provide administrators feedback on equity, cultural competence, and maintaining high expectations during the current academic year.