Bob Bennett
Maintenance & Facilities Manager
195 SW 3rd Ave. • Ontario, Oregon 97914
Phone 541.881.1274 • Fax 541.889.8553
bbennett@ontario.k12.or.us

Ontario School District 8C

Wire & Fiber Pull Project

October 3, 2019

Ontario School District is accepting bids for the pulling of wire for three different projects. Projects will be at each of the elementary schools.

Aiken Elementary 1252 Alameda Drive Ontario OR 97914	Alameda Elementary 1297 W. Idaho Ave Ontario OR 97914	Cairo Elementary 531 Hwy 20/26 Ontario OR 97914	May Robert's Elementary 590 NW 8th Street Ontario OR 97914

Pioneer Elementary
4744 Pioneer Rd
Ontario OR 97914

Projects will include pulling wire for PA system, camera systems, and burglar alarm systems, and some fiber upgrades and additions. There are three different sets of floor plans below that show the locations for where each of the devices is to be located on floor plans for each of the schools. Specs for the different kinds of wire are listed as follows. Burglar alarm is requesting 22/4 SOLID Plenum wire. PA system is requesting 18/2 Plenum cable. Camera system is requesting CAT 6 Plenum wire and must be gray in color. *All exterior camera locations will require a metal junction box at the exterior end of the run. Two and three wire pulls to the same location will require a separate junction box for each camera.*

Each wire will have 8 feet of coiled surplus wire left on each end to make final connections. Wire running exposed will be put into surface mounted conduit. Contractor is responsible for providing all of the necessary materials to complete the project. Conduits and chases are not to exceed 50% of capacity.

Fiber will need to be pulled from IDF's to MDF's at the following locations.

May Roberts

-Pull fiber between MDF (Server rack above 200 hall) to IDF1 (rack on wall next to the office/break room)

Pioneer

-Remove 4-of-6 outdoor network cables between MDF (boiler room) and gym. This frees up the conduit for...
-Run fiber through that conduit from MDF to the new IDF3 (marked on map, room 20, north wall).
-Run leftover 2-of-6 outdoor network cables in conduit from MDF to new IDF3.

-Remove 4-of-4 blue network cables from Music Room (room 14, plate on west wall) through other conduit (enters gym building on south-eastern corner) to main building.
-Run 2x cat6 from new IDF3 to Kitchen (room 16 on west wall, existing wall plate where outdoor network cable currently ran to).
-Run 6x cat6 from new IDF3 to Music Room (room 14, existing wall plate where 4 network cables run through other conduit currently) AND 1x cat6 to AP in the ceiling in that room (currently outdoor cat6).
-Run 1x cat6 from new IDF3 to Gym AP (room 15 west wall, currently outdoor cat6)

For fiber, we require outdoor rated, 12 strand (6 pair) of each multimode (50/125 OM4, though OM3 will work if we must) and single mode for both MR and Pioneer locations.

Projects will need to be completed by December 20th 2019. If work cannot be completed by this date, contractor must make written agreed upon date with the Ontario School District. Work will need to be scheduled around the normal operations in the schools so that student learning time is not interrupted. This may require evening or weekend work schedules. All work will be performed by licensed contractors with the OCCB, done in a professional workman like manner and to current electrical code specifications.

Contractor is responsible for any damage done to the building interior and exterior. All penetrations will be properly sealed on interior and exterior walls, ceilings, soffits, and fascia. Some may be required to be fire proof. Any damage done to the building or infrastructure to the building must be reported to the Facility Manager prior to any repairs being done. All repair costs will be the responsibility of the contractor including materials and labor.

Contractor is responsible for visiting the sites before any work is to begin and becoming familiar with each project. Contractor will meet with Jeff Hamm the Ontario School Districts asbestos manager to become familiar with where asbestos containing materials are known to exist. Signed short term worker notification must be signed before work begins. Ontario School District also adheres to the lead based RRP program.

The Vendor shall furnish a written warranty which indicates that the materials and workmanship are warranted for a period of no less than five (5) years, unless otherwise specified and, (c) all wiring defects occurring within that period shall be corrected in a timely manner at no cost to the Ontario School District.

Contractors will be responsible for showing proof of insurance and workmen's comp insurance. Contractor is responsible for any and all permits and for scheduling any required inspections. Contractor is responsible for getting all measurements. Floor plans are only intended as a guide and are not drawn to any scale.

Bids may be submitted in person or by U S mail to the Ontario School District administration building, faxed to 541-889-8553, or sent in electronically. All bids will be due October 18th, 2019 at 4:00 p.m. Mountain Time.

Aiken Elementary camera locations

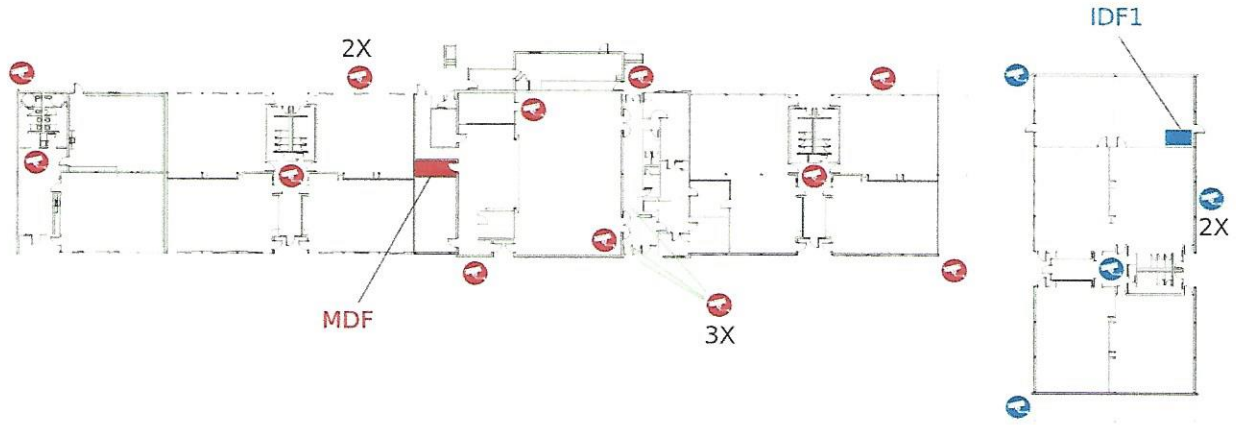

Cairo Elementary camera locations

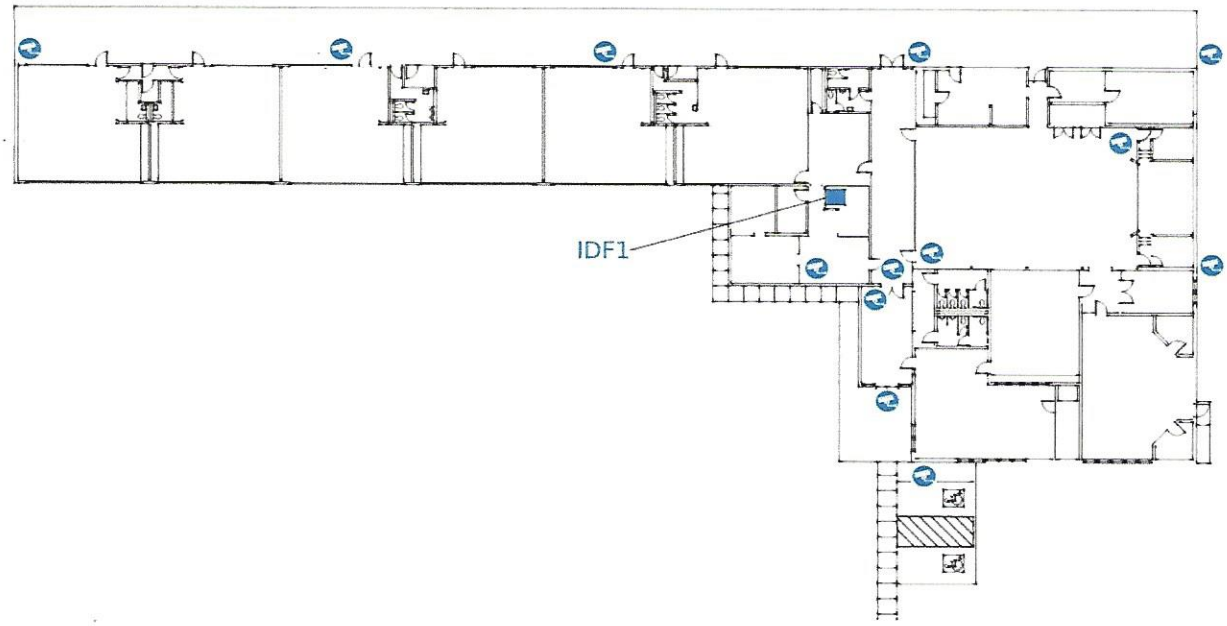

Alameda Elementary camera locations

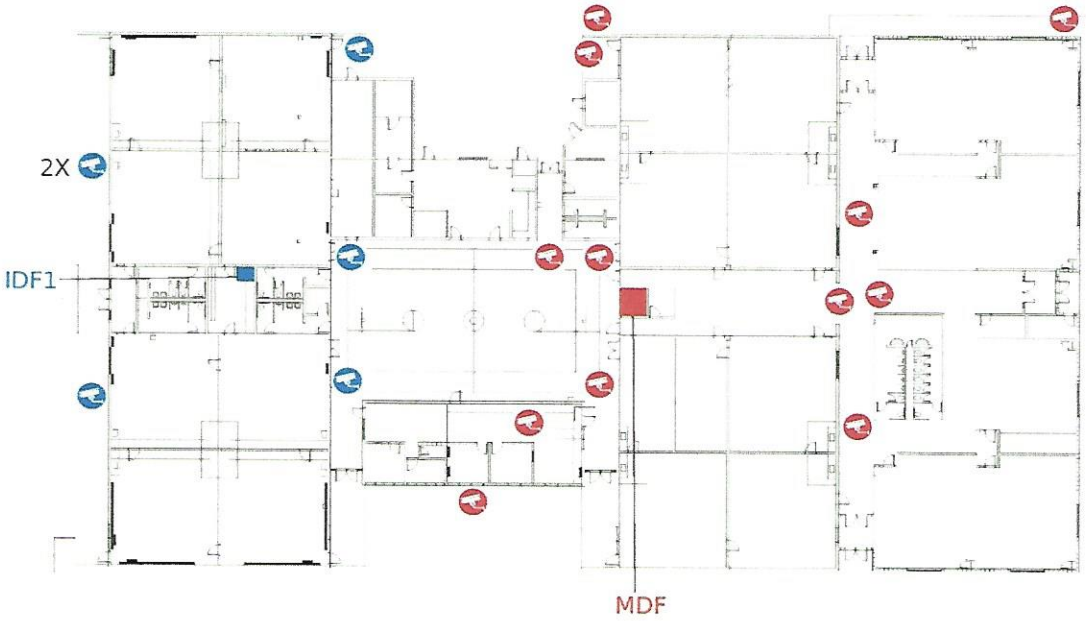

May Roberts Elementary camera locations

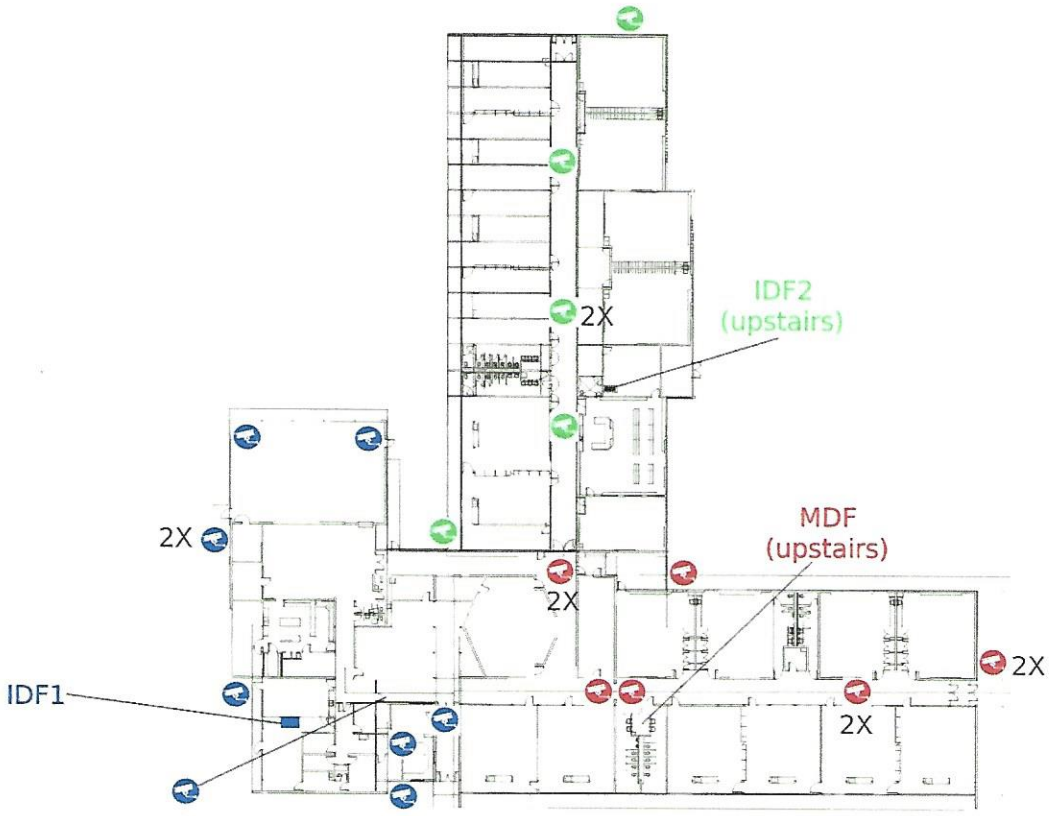

Pioneer Elementary camera locations

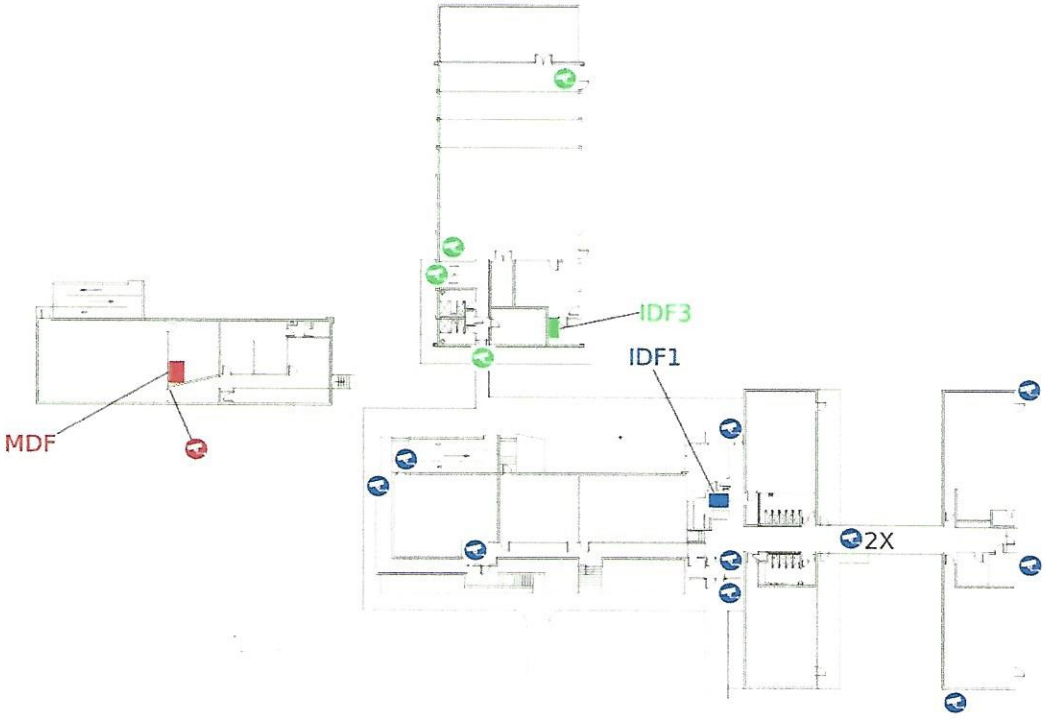

Aiken Elementary burglar alarm

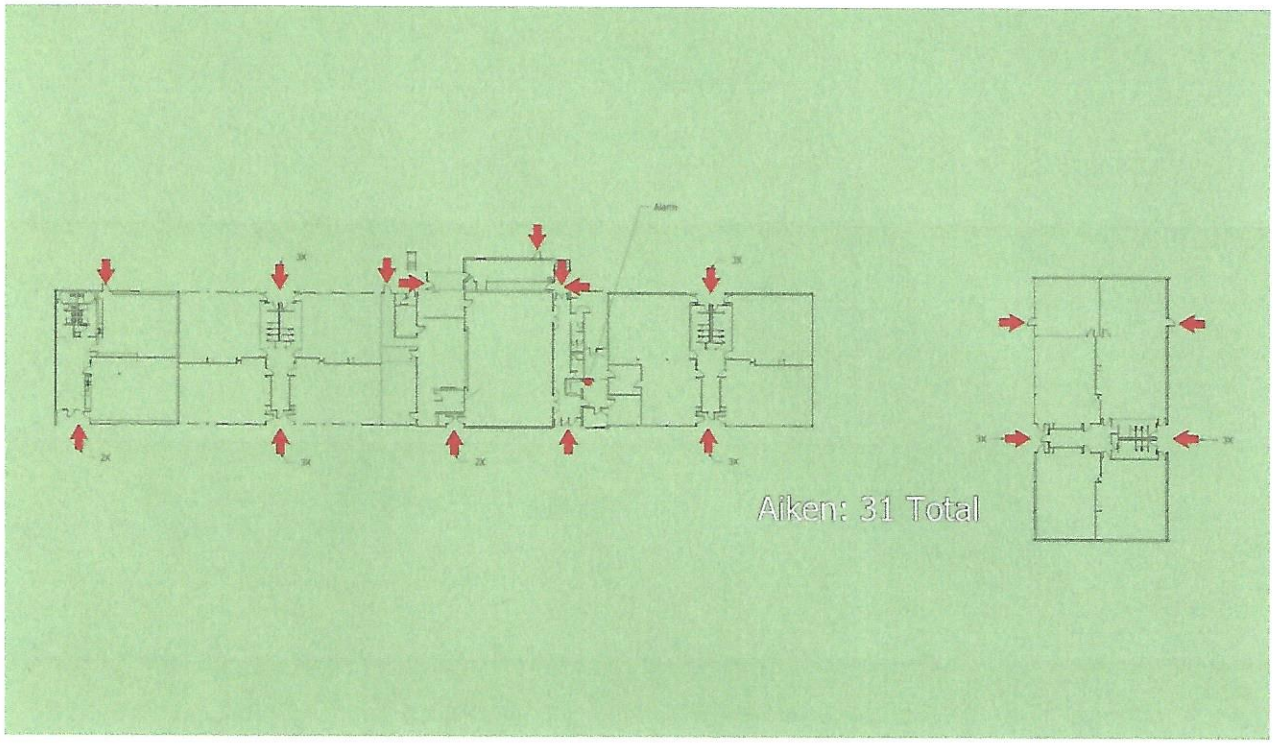

Alameda Elementary burglar alarm

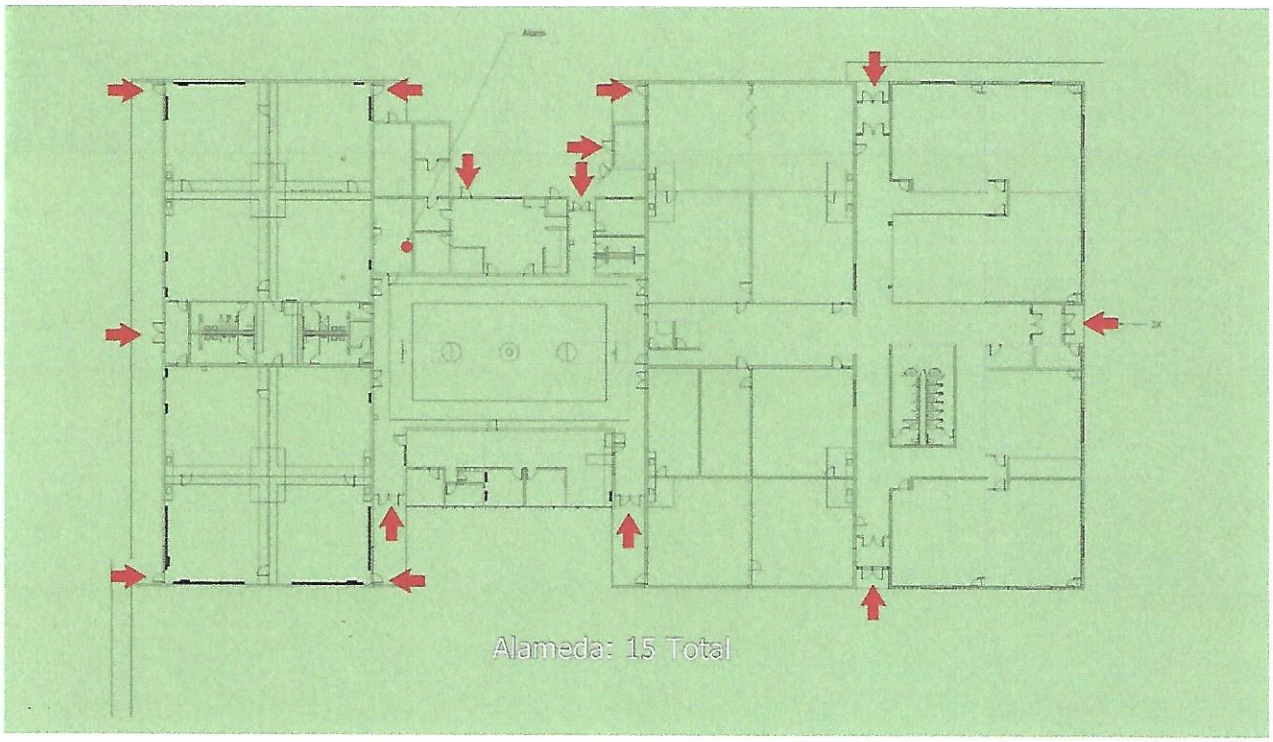

Cairo Elementary burglar alarm

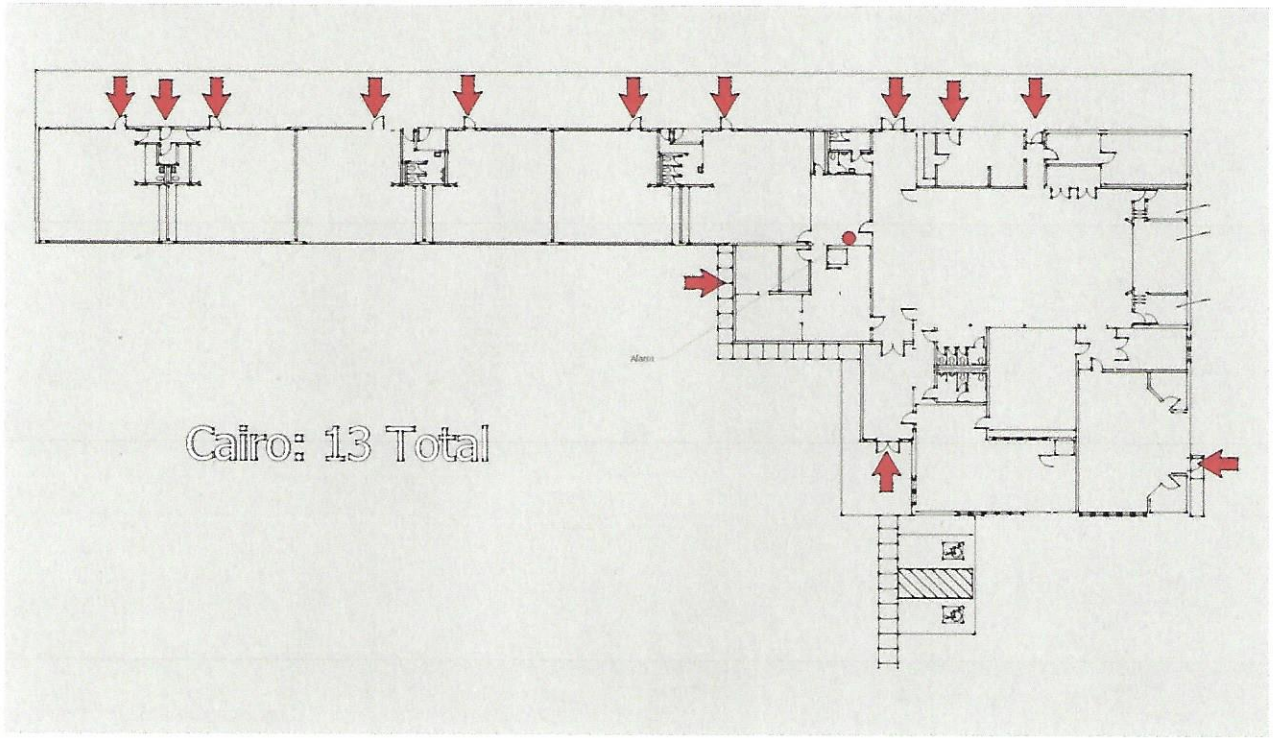

May Roberts Elementary burglar alarm

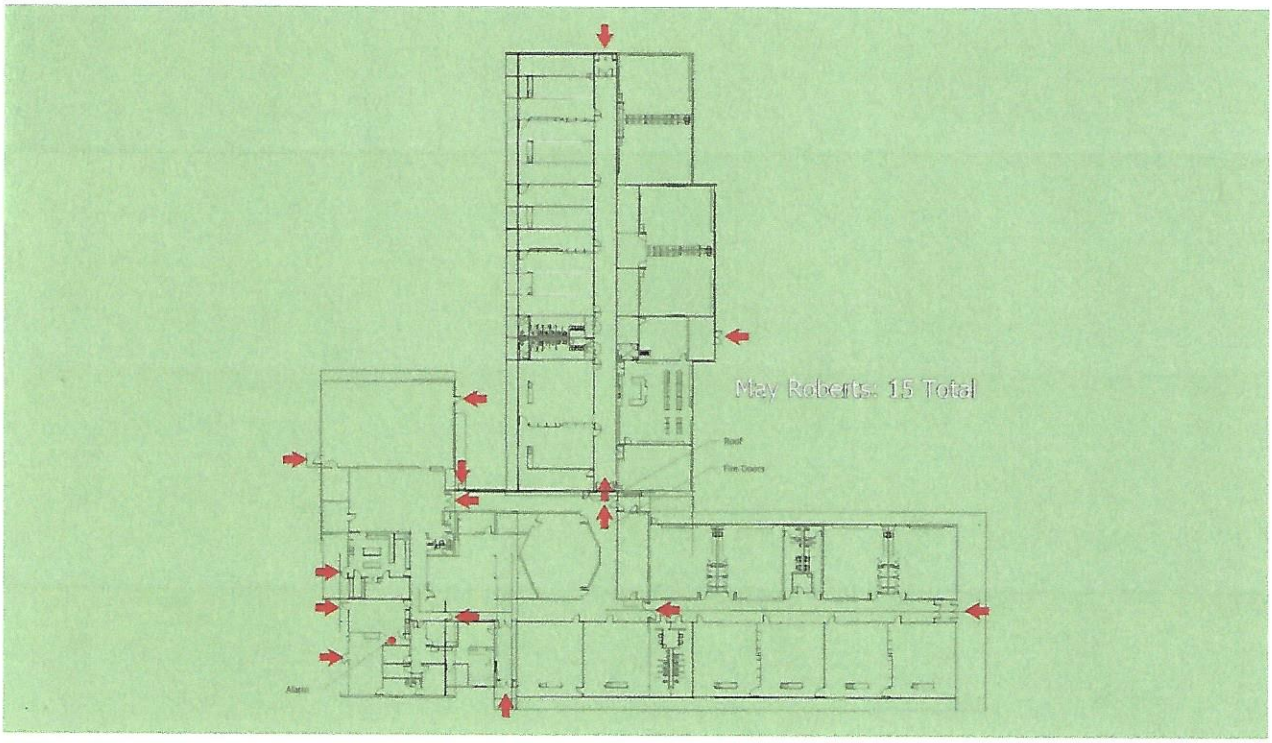

Pioneer Elementary burglar alarm

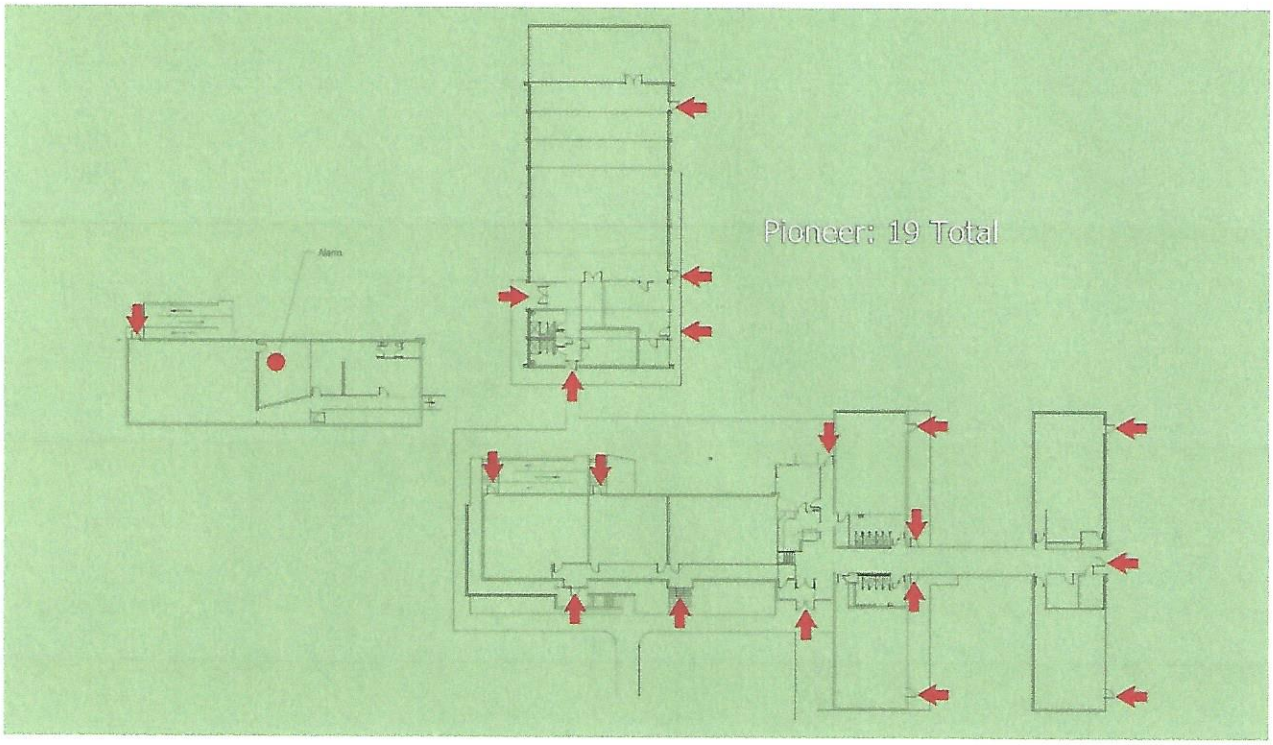

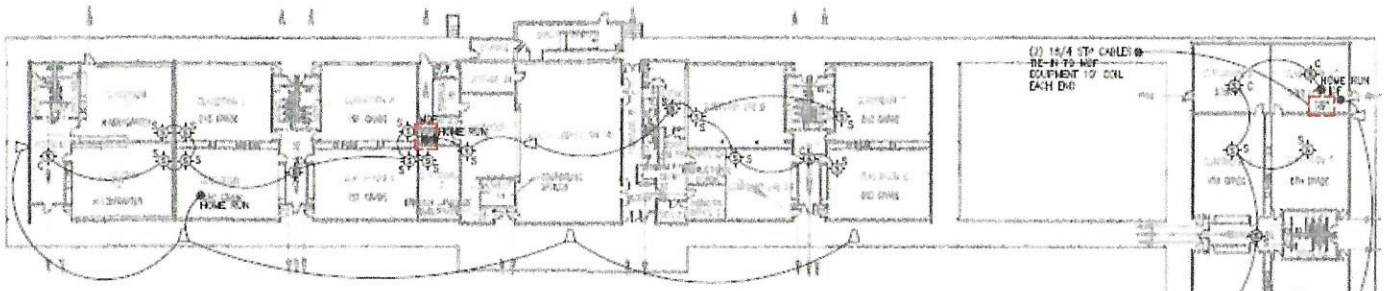

N

1 AIKEN ELEMENTARY FLOOR PLAN
SCALE: NONE

LEGEND (APPLIES TO ALL SCHOOLS):

- SPEAKER w/ 18/2 UTP CABLE
  S = SURFACE BOX SPEAKER ON WALL
  C = FLUSH CLG, MOUNT CUT-IN TO ACT TILE.
- HORN (SURFACE MOUNT)
- CABLE HOMERUN TO NEAREST MDF/IDF
- MDF/IDF AUDIO EQUIPMENT LOCATION
  PROVIDE 18/4 STP AUDIO CABLE BETWEEN IDF & MDF WITH 10FT COIL ON EACH END.

NOTES (APPLIES TO ALL SCHOOLS):

1. SPEAKER LOCATIONS SHOWN ARE NOT FINAL. FIELD CONDITIONS & CABLE PATHWAYS WILL DICTATE WHERE FINAL LOCATIONS OF SPEAKER WILL BE, & WHICH ORDER SPEAKERS/CABLES SHOULD BE ROUTED TO EACH OTHER.
2. IN AREAS WHERE SPEAKER LOCATION IS UNCERTAIN, CABLE SHOULD HAVE A 25FT COIL.
3. IN AREAS WHERE SPEAKER LOCATION IS CERTAIN, CABLE SHOULD HAVE A 5FT COIL.
4. SPEAKERS SHOULD BE INSTALLED AND CONNECTED AT A LATER DATE.
5. INDOOR SPEAKERS AND OUTDOOR SPEAKERS SHALL BE ON A SEPARATE ZONE. DO NOT TIE TOGETHER.

REV. DATE	REVISION DESCRIPTION

SHEET: ES1.1
ORIGINAL SHEET SIZE: 8.5 x 11"

SHEET TITLE: AIKEN PROPOSED SPEAKER LAYOUT

ONTARIO SCHOOL DISTRICT
PAGING SYSTEM UPGRADE
ONTARIO, OR

**PRELIMINARY DESIGN -
THIS DRAWING IS MEANT
FOR THE PURPOSE OF PRICING ONLY**

INTEGRATED TECHNOLOGY DESIGN
1100 N Pinnacle Way
Eagle, ID 83616
www.itdllc.biz
P: 208-724-5861

Aiken Elementary P A system

Alameda Elementary P A system

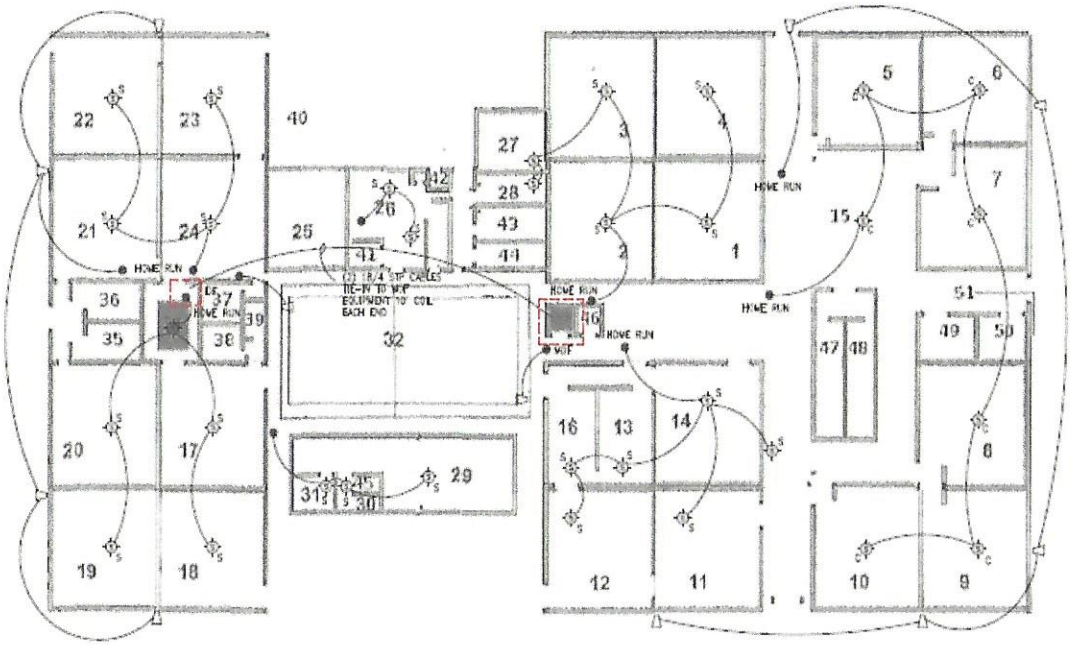

1 ALAMEDA ELEMENTARY FLOOR PLAN
SCALE: NONE

LEGEND (APPLIES TO ALL SCHOOLS):
(REFER TO DRAWING ES1.1 LEGEND)

NOTES (APPLIES TO ALL SCHOOLS):
(REFER TO DRAWING ES1.1 NOTES)

REV.	DATE	REVISION DESCRIPTION

SHEET
ES1.2
ORIGINAL SHEET SIZE 11" x 17"

SHEET TITLE
ALAMEDA
PROPOSED
SPEAKER LAYOUT

ONTARIO SCHOOL DISTRICT
PAGING SYSTEM UPGRADE
ONTARIO, OR

PRELIMINARY DESIGN -
THIS DRAWING IS MEANT
FOR THE PURPOSE OF PRICING ONLY

INTEGRATED TECHNOLOGY DESIGN
1190 N Pinnacle Way
Eagle ID 83616
www.itdllc.biz
P: 208-724-5661

Cairo Elementary P A system

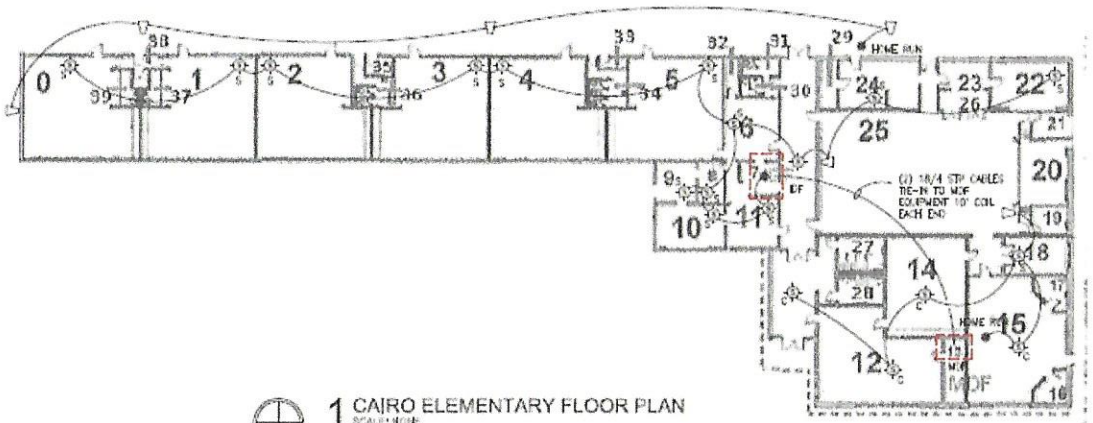

1 CAIRO ELEMENTARY FLOOR PLAN
SCALE: NONE

N

LEGEND (APPLIES TO ALL SCHOOLS):

- SPEAKER w/ 18/2 UTP CABLE
  S = SURFACE BOX SPEAKER ON WALL
  C = FLUSH CLG. MOUNT CUT-IN TO ACT TILE.
- HORN (SURFACE MOUNT)
- CABLE HOMERUN TO NEAREST MDF/IDF
- MDF/IDF AUDIO EQUIPMENT LOCATION
  PROVIDE 18/4 STP AUDIO CABLE BETWEEN IDF & MDF WITH 10FT COIL ON EACH END.

NOTES (APPLIES TO ALL SCHOOLS):

1. SPEAKER LOCATIONS SHOWN ARE NOT FINAL. FIELD CONDITIONS & CABLE PATHWAYS WILL DICTATE WHERE FINAL LOCATIONS OF SPEAKER WILL BE, & WHICH ORDER SPEAKERS/CABLES SHOULD BE ROUTED TO EACH OTHER.
2. IN AREAS WHERE SPEAKER LOCATION IS UNCERTAIN, CABLE SHOULD HAVE A 25FT COIL.
3. IN AREAS WHERE SPEAKER LOCATION IS CERTAIN, CABLE SHOULD HAVE A 5FT COIL.
4. SPEAKERS SHOULD BE INSTALLED AND CONNECTED AT A LATER DATE.
5. INDOOR SPEAKERS AND OUTDOOR SPEAKERS SHALL BE ON A SEPARATE ZONE. DO NOT TIE TOGETHER.

REV. DATE	REVISION DESCRIPTION

SHEET: ES1.3
ORIGINAL SHEET SIZE: 11 x 17

SHEET TITLE: CAIRO PROPOSED SPEAKER LAYOUT

ONTARIO SCHOOL DISTRICT
PAGING SYSTEM UPGRADE
ONTARIO, OR

**PRELIMINARY DESIGN -
THIS DRAWING IS MEANT
FOR THE PURPOSE OF PRICING ONLY**

INTEGRATED TECHNOLOGY DESIGN
1100 N Pinnacle Way
Eagle, ID 83616
www.itdllc.biz
P: 208-724-5661

Pioneer Elementary P A system

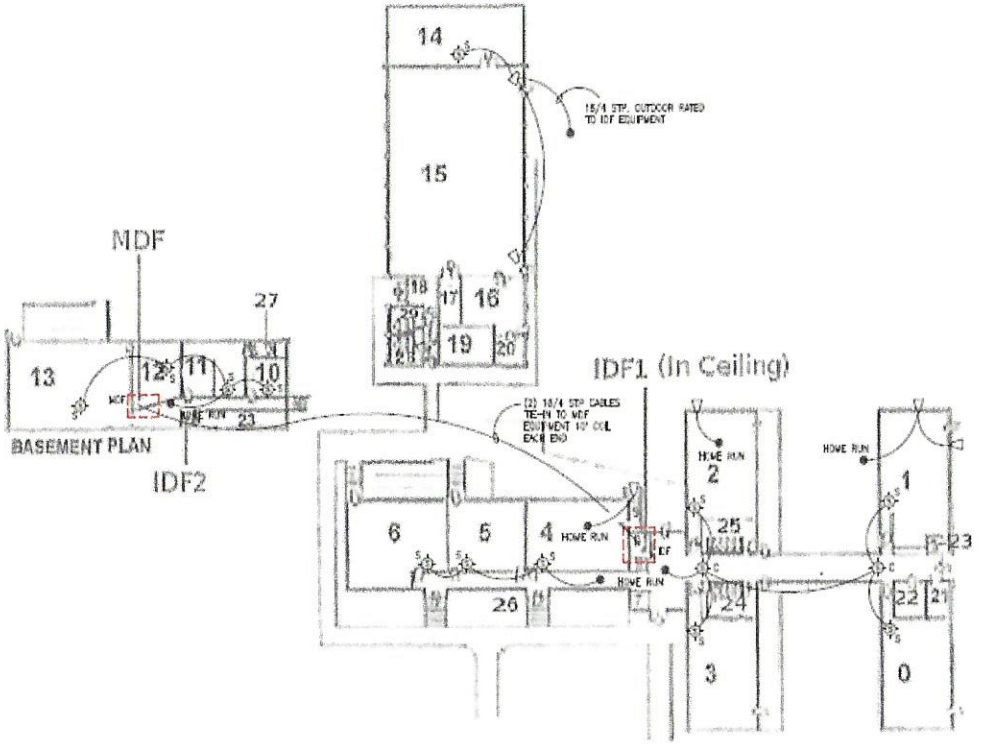

1 PIONEER ELEMENTARY FLOOR PLAN

REV.	DATE	REVISION DESCRIPTION

LEGEND (APPLIES TO ALL SCHOOLS):
(REFER TO DRAWING ES1.1 LEGEND)

NOTES (APPLIES TO ALL SCHOOLS):
(REFER TO DRAWING ES1.1 NOTES)

SHEET	SHEET TITLE		
ES1.4	PIONEER PROPOSED SPEAKER LAYOUT		ONTARIO SCHOOL DISTRICT PAGING SYSTEM UPGRADE ONTARIO, OR PRELIMINARY DESIGN - THIS DRAWING IS MEANT FOR THE PURPOSE OF PRICING ONLY

INTEGRATED TECHNOLOGY DESIGN
1190 N Pinnacle Way
Eagle ID 83616
www.itdidaho
Ph 208-724-5661