



OREGON AT-A-GLANCE DISTRICT PROFILE

Ontario SD 8C

SUPERINTENDENT: Nicole Albisu | 195 SW 3rd Ave, Ontario 97914 | 541-889-5374

2018-19

Students We Serve



2,377

Student Enrollment

DEMOGRAPHICS

American Indian/Alaska Native

Students <1%
Teachers 0%

Asian

Students <1%
Teachers 1%

Black/African American

Students 1%
Teachers 0%

Hispanic/Latino

Students 62%
Teachers 10%

Multiracial

Students 3%
Teachers 0%

Native Hawaiian/Pacific Islander

Students <1%
Teachers 0%

White

Students 34%
Teachers 88%

21%

Ever English
Learners



17

Languages
Spoken

14%

Students
with
Disabilities

16%

Mobile
Students

>95%

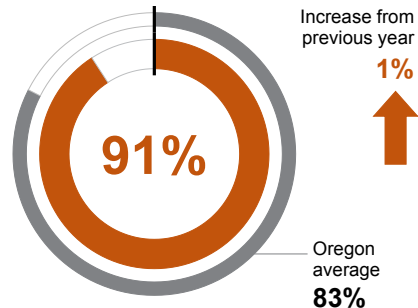
Free/
Reduced
Price Lunch

*<10 students or data unavailable

Start Strong

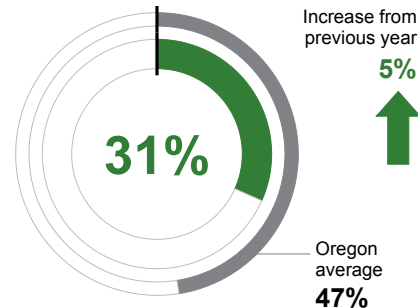
Grades K-2 REGULAR ATTENDERS

Students who attended more than 90% of their enrolled school days.



Grade 3 ENGLISH LANGUAGE ARTS

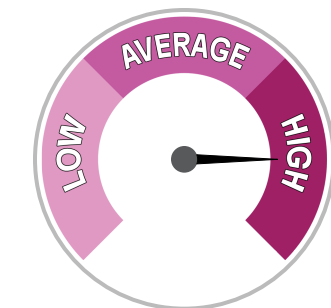
Students meeting state grade-level expectations.



Academic Progress

Grades 3-8 INDIVIDUAL STUDENT PROGRESS

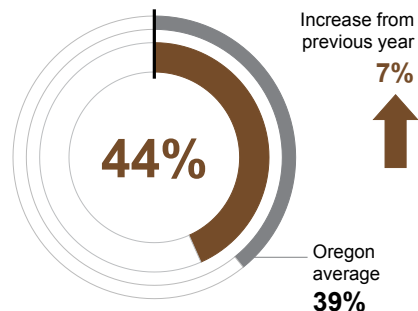
Year-to-year progress in English language arts and mathematics.



High School Success

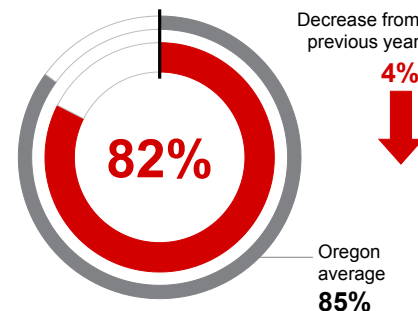
Grade 8 MATHEMATICS

Students meeting state grade-level expectations.



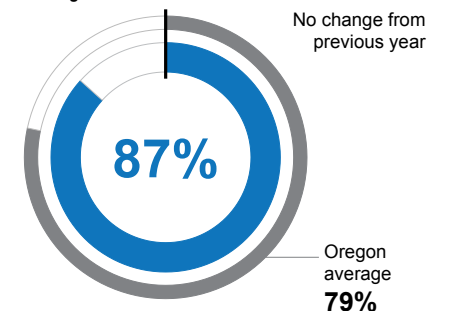
Grade 9 ON-TRACK TO GRADUATE

Students earning one-quarter of graduation credits in their 9th grade year.



Grade 12 ON-TIME GRADUATION

Students earning a diploma within four years. Cohort includes students who were first-time ninth graders in 2014-15.



District Goals

Student Achievement: All students will show continuous growth towards personalized learning goals and be prepared for post-secondary education and/or career success.

Communication: Provide frequent, clear, and results-driven communications in order to support student achievement by building a positive school and district image, fostering trust, instilling pride, and engaging all stakeholders.

Support & Develop Highly Effective Staff: To improve learning opportunities for students by building staff capacity through professional development, teacher mentoring and support, collaboration, and a positive culture.

State Goals

The Oregon Department of Education is partnering with school districts and local communities to ensure a 90% on-time, four year graduation rate by 2025. To progress toward this goal, the state will prioritize efforts to improve attendance, provide a well-rounded education, invest in implementing culturally responsive practices, and promote continuous improvement to close opportunity and achievement gaps for historically and currently underserved students.



OREGON
DEPARTMENT OF
EDUCATION

Oregon achieves... together!

OREGON AT-A-GLANCE DISTRICT PROFILE CONTINUED

Ontario SD 8C

SUPERINTENDENT: Nicole Albisu | 195 SW 3rd Ave, Ontario 97914 | 541-889-5374

2018-19

Our Staff (rounded FTE)



15

Administrators



126

Teachers



93

Educational assistants



6

Counselors



0

Licensed Librarians



0

Psychologists



75%

% of licensed teachers with more than 3 years of experience

Outcomes

Grades K-2 REGULAR ATTENDERS

American Indian/Alaska Native	<10 students or data unavailable
Asian	<10 students or data unavailable
Black/African American	<10 students or data unavailable
Hispanic/Latino	92%
Multiracial	88%
Native Hawaiian/Pacific Islander	<10 students or data unavailable
White	89%
Free/Reduced Price Lunch	91%
Ever English Learner	92%
Students with Disabilities	81%
Migrant	92%
Talented and Gifted	<10 students or data unavailable
Female	91%
Male	91%
Non-Binary	<10 students or data unavailable

Grade 8 MATHEMATICS

American Indian/Alaska Native	<10 students or data unavailable
Asian	<10 students or data unavailable
Black/African American	<10 students or data unavailable
Hispanic/Latino	36%
Multiracial	<10 students or data unavailable
Native Hawaiian/Pacific Islander	<10 students or data unavailable
White	60%
Free/Reduced Price Lunch	44%
Ever English Learner	36%
Students with Disabilities	6%
Migrant	42%
Talented and Gifted	<10 students or data unavailable
Female	42%
Male	45%
Non-Binary	<10 students or data unavailable

Grade 3 ENGLISH LANGUAGE ARTS

<10 students or data unavailable
<10 students or data unavailable
<10 students or data unavailable
27%
<10 students or data unavailable
<10 students or data unavailable
39%
31%
8%
29%
27%
<10 students or data unavailable
38%
25%
<10 students or data unavailable

Grade 9 ON-TRACK TO GRADUATE

<10 students or data unavailable
<10 students or data unavailable
<10 students or data unavailable
81%
<10 students or data unavailable
<10 students or data unavailable
84%
82%
83%
92%
<10 students or data unavailable
95%
87%
79%
Coming in 2019-20

Grades 3-8 INDIVIDUAL STUDENT PROGRESS

<10 students or data unavailable
<10 students or data unavailable
<10 students or data unavailable
High
Average
<10 students or data unavailable
High
High
Average
High
High
High
High
High
<10 students or data unavailable

Grade 12 ON-TIME GRADUATION

100%
100%
<10 students or data unavailable
93%
71%
100%
77%
87%
Data not available
83%
96%
90%
92%
82%
Coming in 2019-20